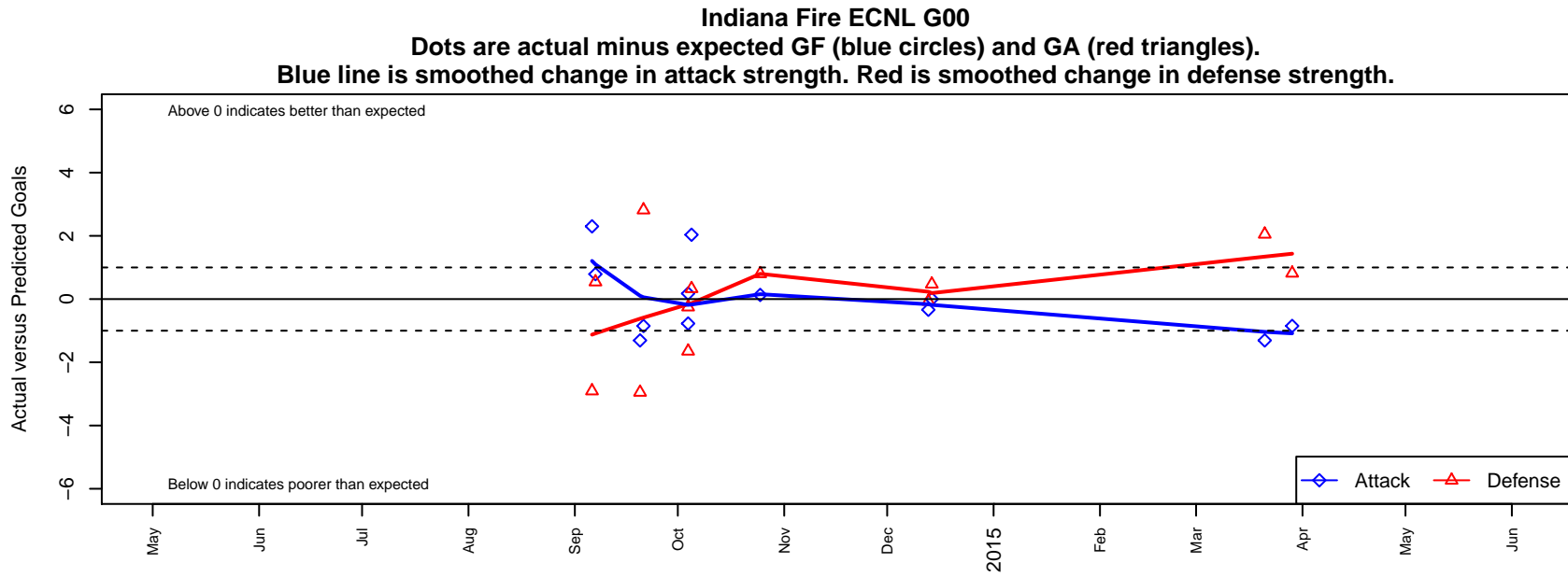


Indiana Fire ECNL G00

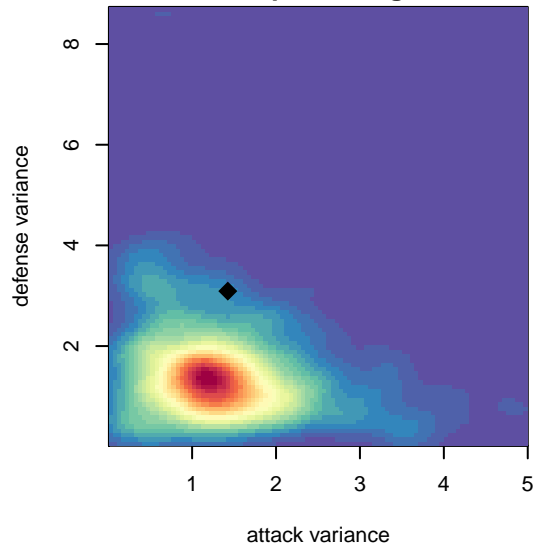
, IN
G00 total strength=1412
attack=9.12 defense=7.65

alt names used:
Indiana Fire Juniors ECNL U14

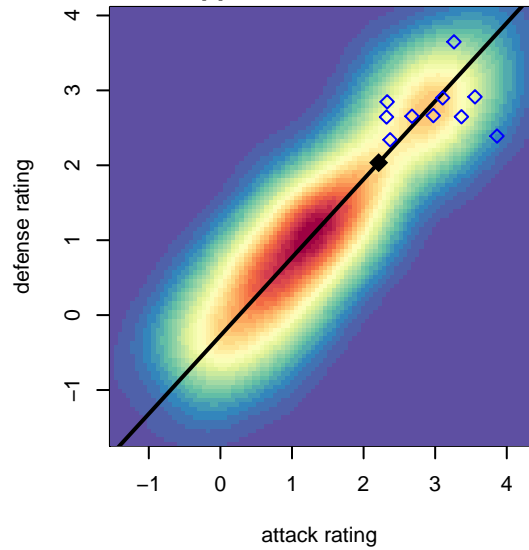
Venues played:
2014 ECNL U14



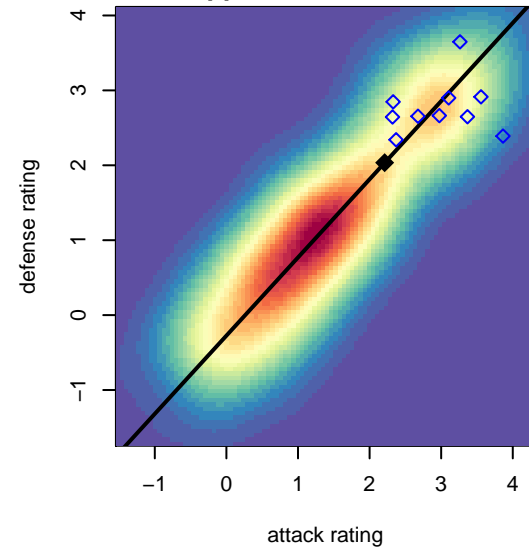
**attack and defense variance (black dot)
relative to other teams
and top 10 in region**



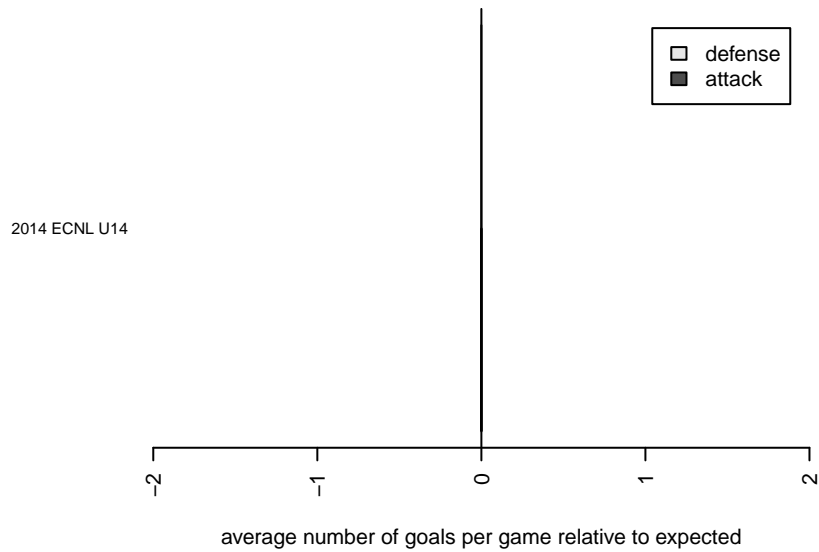
**attack and defense rating
relative to others at age
and all opponents in last 13 months**



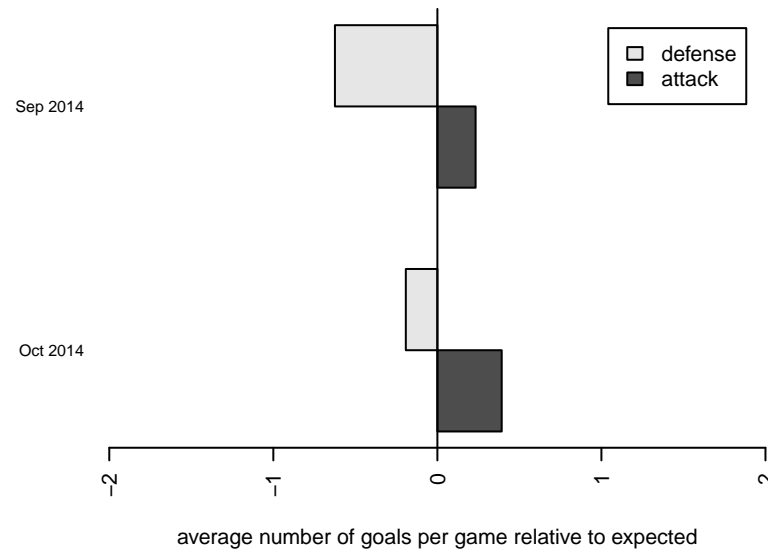
**attack and defense rating
relative to others at age
and all opponents in last 13 months**



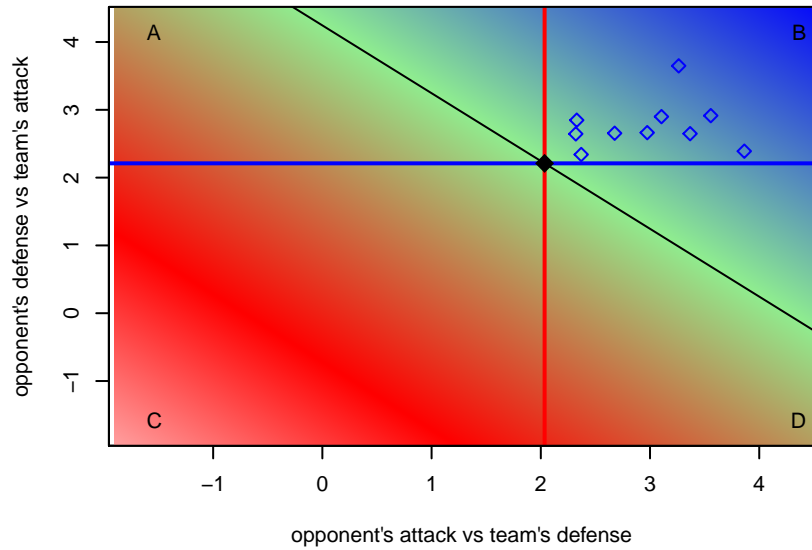
Performance relative to 13 month average



Performance relative to 13 month average



Distribution of opponents
 Red = Lose zone, Blue = Win zone, Green = Even
 Black line separates win/lose zones



lot. A=Neither has attack advantage, B=Opponent has both attack and defense advantage, C=Opponent has both attack and defense disadvantage, D=Both have

date	home		away		venue	pred.home	pred.away
2015-03-29	Indiana Fire ECNL G00	0	Internationals SC G00	2	2014 ECNL U14	0.85	2.82
2015-03-21	Ohio Elite SA ECNL G00	0	Indiana Fire ECNL G00	0	2014 ECNL U14	2.05	1.31
2014-12-14	Indiana Fire ECNL G00	1	NC Fusion G00	1	2014 ECNL U14	1.00	1.47
2014-12-13	Indiana Fire ECNL G00	0	CASL ECNL G00	4	2014 ECNL U14	0.34	3.93
2014-10-25	Ohio Premier ECNL G00	3	Indiana Fire ECNL G00	1	2014 ECNL U14	3.80	0.87
2014-10-05	Indiana Fire ECNL G00	3	Sockers SC ECNL G00	2	2014 ECNL U14	0.97	2.33
2014-10-04	SLSG ECNL G00	2	Indiana Fire ECNL G00	1	2014 ECNL U14	1.75	0.82
2014-10-04	Indiana Fire ECNL G00	0	Penn Fusion ECNL G00	5	2014 ECNL U14	0.77	3.35
2014-09-21	Internationals SC G00	0	Indiana Fire ECNL G00	0	2014 ECNL U14	2.82	0.85
2014-09-20	Ohio Elite SA ECNL G00	5	Indiana Fire ECNL G00	0	2014 ECNL U14	2.05	1.31
2014-09-07	FC Virginia ECNL G00	6	Indiana Fire ECNL G00	2	2014 ECNL U14	6.54	1.21
2014-09-06	Richmond United ECNL G00	8	Indiana Fire ECNL G00	3	2014 ECNL U14	5.09	0.70